


# The Ripple Effect:



The **Ultimate Guide** to Educating at Home

— Nicole Sherman

## **The Ripple Effect: The Ultimate Guide to Educating at Home**

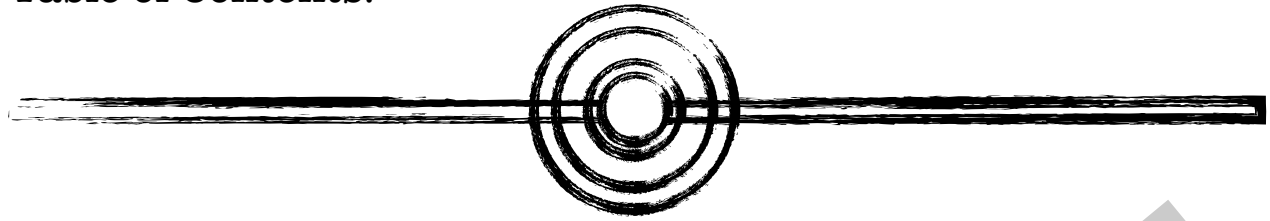
Copyright © 2025 by Nicole Sherman

All rights reserved. No part of this book may be scanned, uploaded, reproduced, or distributed in any form, by any means, for any reason whatsoever without written consent from the author, except in the case of citing brief quotations embodied in reviews or articles. This workbook is intended exclusively for individual use ONLY. Thank you for supporting the author's rights.

ISBN: 978-1-300-11558-8

Imprint: Lulu.com

## Table of Contents:



1. What's Your Why: Homeschooling for All the Right Reasons .....	7
2. The Benefits of Homeschooling .....	23
3. The Fun Starts Here => .....	45
4. Determining Your Teaching Method .....	65
5. Exploring Learning Styles .....	85
6. Choosing a Curriculum .....	97
7. Mastering a Schedule .....	119
8. Your Grading Process .....	137
9. Socialization: Finding a Community .....	153
10. Designing Your Learning Environment .....	163
11. Materials and Supplies .....	173
12. Dealing With Unsupportive Family .....	183
13. For Freedom's Sake .....	191

— If learning is a state of mind,  
fun would the Capital. —

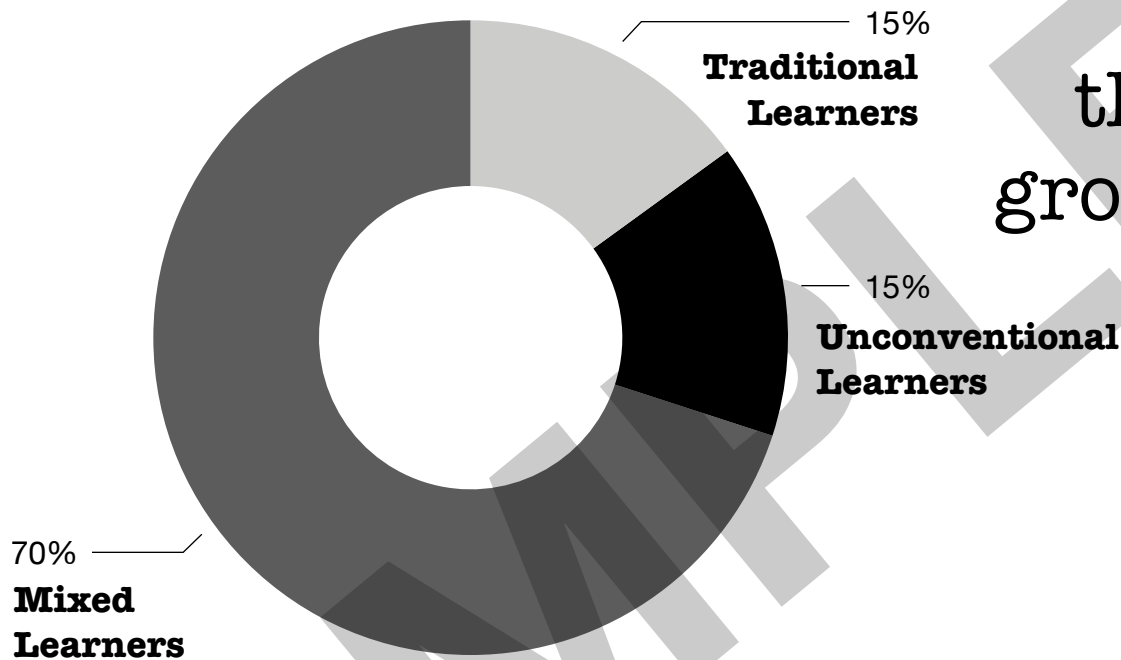
# The Fun Starts Here =>

3.

SAMPLE

# The reality is that most learners

are divided  
into  
three  
groups.



1.

Only a fraction of learners thrive **exclusively** with traditional methods. However, we see this approach the **majority** of the time with the public school model. So **most learners are losing out** with the traditional method. Your child only has a 15% chance of being this category, so most would benefit from incorporating other methods. This doesn't mean they struggle learning, this is just about **how they learn** within their learning **STYLE**.

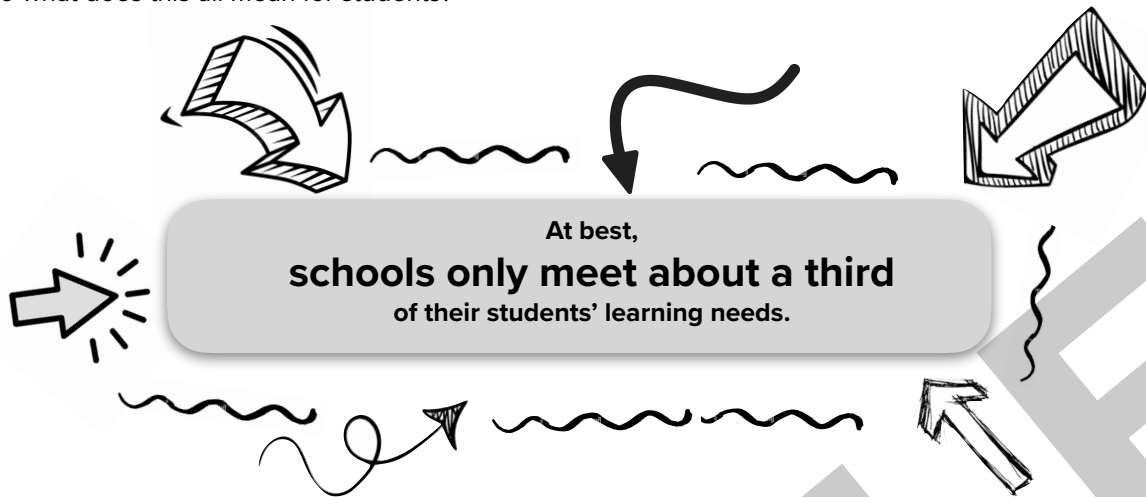
2.

Another small portion of learners learn **exclusively** with non-traditional methods. These are both **gifted and struggling** learners, and many variations in-between. They have a distinct learning style that they **could never get** in a traditional school. Again, only about 15% of learners fall into this category and thrive without **any structure or set parameters**. Not every child will benefit from this approach.

3.

**Most learners** fall on a spectrum **between the two extremes**. How much of each method will depend on your child, **but DO NOT assume they lean heavily towards the traditional**. That is what we have been conditioned to believe, because it is how the public school model is set up, but logically, only a portion of kids will be closer to traditional methods and everyone else will lean more and more unconventional. This is why it is so critical to discover what your child's learning style is so you can incorporate it into your homeschooling.

So what does this all mean for students?



And we see this reality reflected in the numbers:

## Literacy Rates of American Adults:



Only  
**12%**  
of American adults can read and write at a proficient level.

According to the NAEP, there is **no significant difference** in reading scores of 13-year-olds compared to 1973 and there has been a **4 point drop** in scores since 2020.

A mere 54% of  
Americans read at at  
**6th**  
grade reading level.

Low literacy rates are  
despite the fact that  
**90%**  
of Americans are high  
school graduates.

**20%**  
of Americans read below a  
middle school level and have  
struggling reading skills.

Most Americans only have a  
sufficient reading level to  
perform basic, necessary  
tasks.

- NCES. "National Center for Education Statistics (NCES) Home Page, Part of the U.S. Department of Education." *Ed.gov*, National Center for Education Statistics, 2019, [nces.ed.gov](https://nces.ed.gov).
- Wylie, Ann. "What's the Latest U.S. Literacy Rate?" *Wylie Communications, Inc.*, 1 Aug. 2021, [www.wyliecomm.com/2021/08/whats-the-latest-u-s-literacy-rate/](https://www.wyliecomm.com/2021/08/whats-the-latest-u-s-literacy-rate/).
- "U.S. Percentage of High School Graduates in State Population 2021| Statista." *Statista*, 2021, [www.statista.com/statistics/305945/us-share-of-high-school-graduates-by-state](https://www.statista.com/statistics/305945/us-share-of-high-school-graduates-by-state). Accessed 3 July 2025.
- "NAEP Long-Term Trends: Home." *www.nationsreportcard.gov*, [www.nationsreportcard.gov/ltr/?age=13](https://www.nationsreportcard.gov/ltr/?age=13).

SAMPLE